

HOW TO REGISTER ON [MYBOKSMART](#)

[REGISTRATION PROCESS](#)

Please see below process description of how to get going.


[MyBokSmart](#) is proudly sponsored by [SportsCap](#), the official software partner of BokSmart.



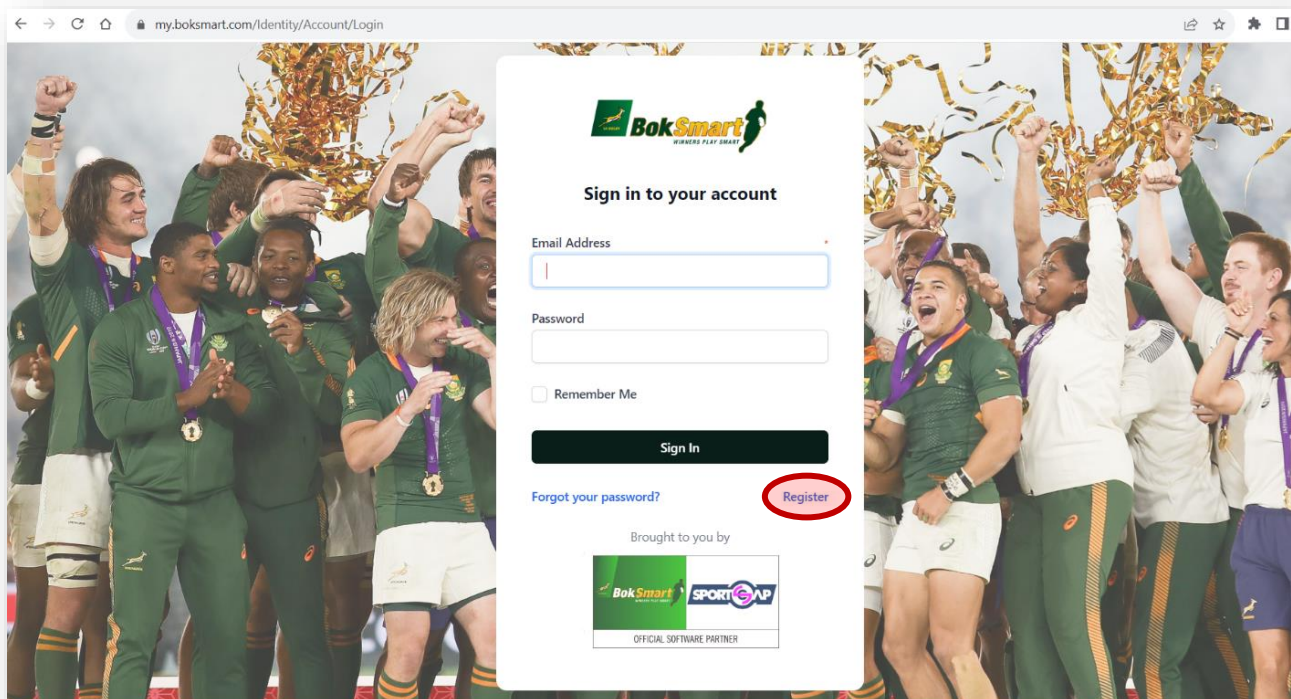
For those who have not already done so, to register on [MyBokSmart](#), simply go to the link: <https://my.boksmart.com>.



Otherwise go to www.boksmart.com, and where you see the '[MyBokSmart](#)' logo/picture, simply Click on it, it will take you to where you need to go, and then follow the registration instructions.



You need to complete all registration fields required please.

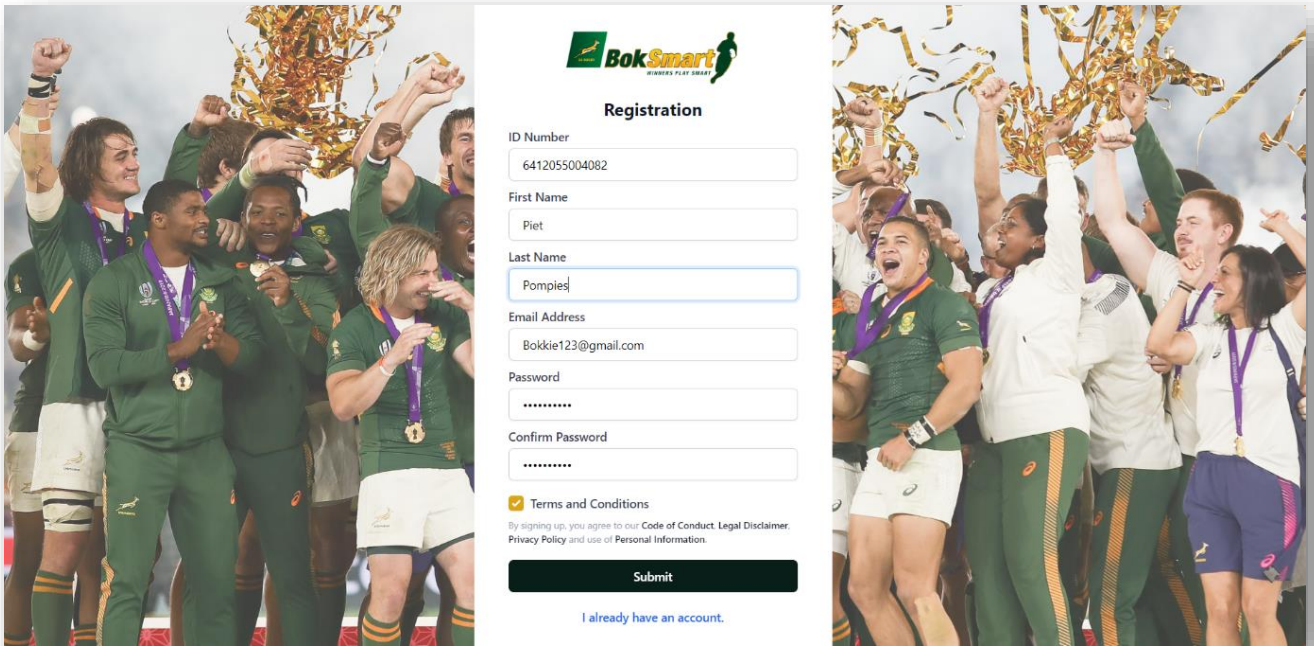


When you register, please provide an accessible email address, e.g., Bokkie123@gmail.com and create an applicable password that you will remember. Your password needs to include numbers, letters, and special characters, e.g., @YourName123#.

Your email that you register with must be a legitimate and accessible account.

Then go into your email account that you used to register with and verify your email account quickly (you will receive an email from [MyBokSmart](#)). If you do not verify your account quickly, you will be locked out, and an administrator on MyBokSmart side will have to enable your account again (standard cyber security protocols).

ONLY register ONE email address on the system please, as this is linked directly to your ID number, and only ONE email address can be linked to any ONE ID number. If you try to register more than one email address, this will again lock you out due to cyber security protocols.



BokSmart
WINNERS PLAY SMART

Registration

ID Number
6412055004082

First Name
Piet

Last Name
Pompies

Email Address
Bokkie123@gmail.com


Password

Confirm Password

Terms and Conditions
By signing up, you agree to our Code of Conduct, Legal Disclaimer, Privacy Policy and use of Personal Information.

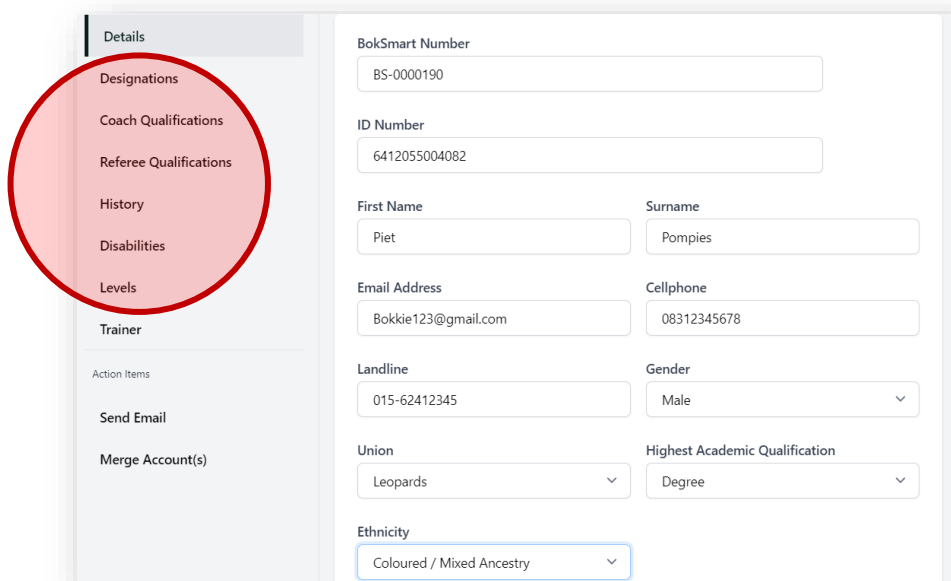
Submit

[I already have an account.](#)



Once you have registered, and have been verified, you need to LOG ONTO the system using your [MyBokSmart](#) registered email address and registered password, e.g., [Bokkie123@gmail.com](#) and password, e.g., @YourName123#.

Once you have logged in for the first time, you need to complete ALL registration fields required. See the list on the left-hand column of the picture inserted below for reference, e.g., Designations, Coach qualifications, Referee qualifications, etc.



The screenshot shows a user profile form with a left-hand navigation menu. A red circle highlights the menu items: Details, Designations, Coach Qualifications, Referee Qualifications, History, Disabilities, Levels, Trainer, Action Items, Send Email, and Merge Account(s). The main form area contains the following fields:

- BokSmart Number: BS-0000190
- ID Number: 6412055004082
- First Name: Piet
- Surname: Pompies
- Email Address: Bokkie123@gmail.com
- Cellphone: 08312345678
- Landline: 015-62412345
- Gender: Male
- Union: Leopards
- Highest Academic Qualification: Degree
- Ethnicity: Coloured / Mixed Ancestry

Please only select that which is applicable to you, and which you are qualified for!

Once you have been verified and have completed all fields on the final steps of the registration process, you are now ready to proceed with any applicable Modules available to you on the MyBokSmart Learning Management System (LMS).